



# WALL + FLOOR TRANSFORMATION

Community service initiative

-Group 3-

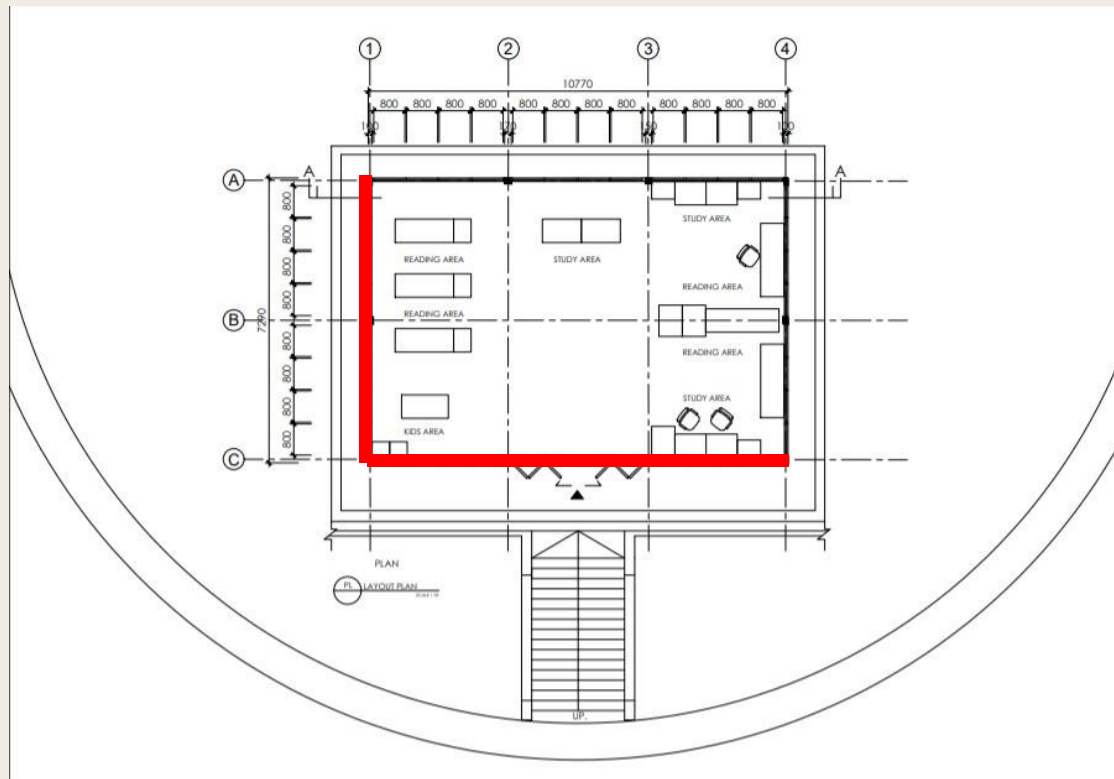
# GROUP MEMBERS

Royce Kota  
Brendon Liew  
Teo Yi Zheng  
Ho Jie Shien  
Ooi Jing Hang  
Davin  
Hui Yue  
Alvin Chee  
Yik Juin  
Silviena  
Juanita  
Stella  
Caroline  
Kristie  
Jing Nee




Yoome  
Azha  
Sylvia  
Yoke Suang  
Faiha  
Alinda  
Chua Jian-Vern  
Hanan  
Heshna  
Seldon  
Alice  
Beela  
Fatin  
Khairin  
Celeste

# Proposed Mural Location



**-Contains four sides of walls**


 The wall that used for Mural Wall Design

# Mural Wall Design 1

## Theme: Zoo (Land/Jungle)



- Draw different animals on the Windows (One per each )
- The background is Jungled themed which is a cactus drawing
- Main colour : Green
- Matches the environment and the theme



# Mural Wall Design 2

## Theme: Ocean (underwater)



- Use Pelaka mural paint to paint the wall
- Sea creatures on the windows (one per each)
- Main colour ( Blue) as it matched the ocean
- Designs as shown in the picture

# Mural Wall Design 3

## Theme: Galaxy ( Solar System)



- Draw/Paint a solar system on the wall as the main
- Gain interest from the Kids ( much more fun&inspired , less boring )
- Galaxy as the background



## Window Restoration

## Door Restoration

- Repaint the ones that reusable & fix it back
- Sand off the uneven surface and the previous painting of the old wooden window
- colour used : Brown or greyish-white (Depends on the wall design)

# Floor restoration

## PVC flooring mat

- restore the floor using PVC flooring instead of tiles
- waterproof/resistant
- Clean and brush before applying the floor mat
- This method much more easier for us (compare to tiles installation)





# Budget (Proposal)

Material	Price (RM)	Quantity	Total Price(RM)
Paint Brush	10	10	100
Paints (pelaka)	-	-	TBC
PVC flooring mat(box)	80	30	2400
Paint (wooden opening)	100	5	500
Glue for PVC floor mat(can) 5kG	30	3	90
Tools	-	-	150
			3240

Tools : Gloves, screw driver, screws ETC, Sand paper